

# Webbit

## LABELKIT XPRESS PRINT SYSTEM

The easiest and safest way to label drugs

According to **The JOINT COMMISSION INTERNATIONAL**

National Patient Goals NPG 03.04.01

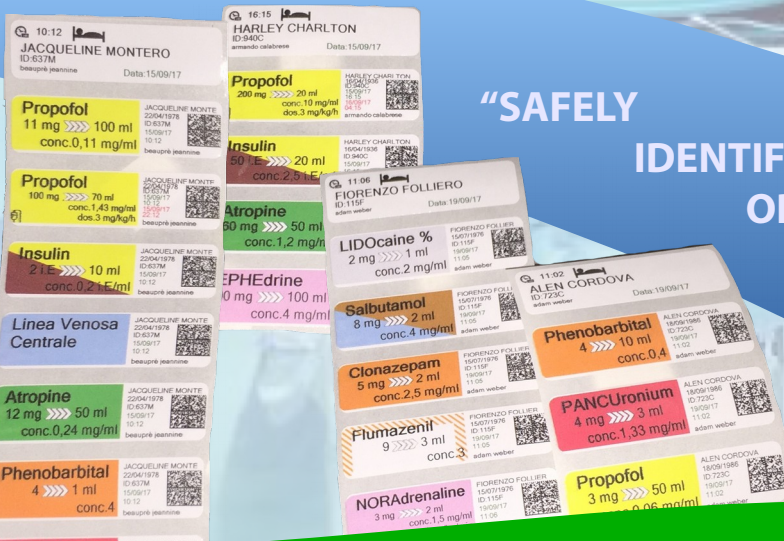
### FAST, SAFE AND EFFECTIVE DRUG LABELLING PRINTING SYSTEM FOR OR, ICU AND WARDS

- All information on label with just a few touches
- Traceability increases ward level of safety
- Syringes, Drips and Infusion Pumps neatly ordered and identified
- Quick pre-set drugs and Therapies Database
- Allows Faster and Safer Workflow in the ward

Generates handy pre-cutted label "Strips",  
identified for each patient



"SAFELY  
IDENTIFY,  
ORGANIZE  
AND TRACE  
DRUGS DELIVERY"



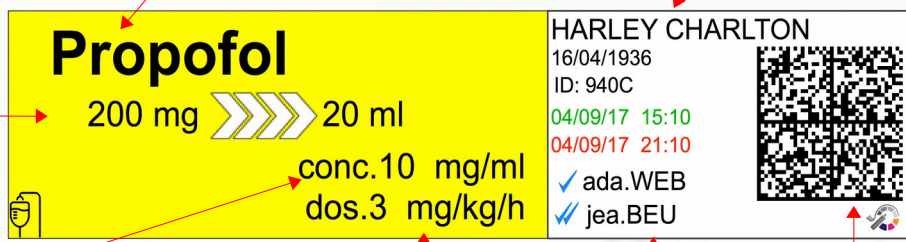
**INFUSION PUMP MODE**  
Pre-set infusion pumps  
from the label barcode



Made in Italy

According to  
**The JOINT COMMISSION INTERNATIONAL**

National Patient Goals NPG 03.04.01



**Drug Name**: Propofol

**Dosage:** Quantity of drug and dilution: 200 mg >>>> 20 ml

**Concentration**: conc. 10 mg/ml


**Infusion Dosage**: dos. 3 mg/kg/h


**Automatic Print:** Patient Name, Date of Birth, ID, Preparation date-time, Expiry date-time, Operator ID.

**Operators:** First check prescriber (ada.WEB), Second check printer (jea.BEU)

**2D Barcode:** For fast and safe reading of label data

The label size has been designed to be applied even on the small syringes without covering the graduation index. The operator ID on each label allows work tracing.

Creation of CUSTOM labels, the system will "mark" them with a printed icon  on each individual label to differentiate them from the standard ones installed in the system.

Infusion Pumps labels will instead show this printed icon: 



## LABELKIT XPRESS PRINT CART

### XPRESS PRINT KIT Labelkit Xpress System Fuel

A practical KIT containing everything you need to print 10,000 labels.

Order with a single code: KIT-XPS-PRINT





## WORLDWIDE UNIQUE FEATURES

### LARGE DRUG DATABASE



Choose from a large selection of hundreds of pre-printed labels divided in categories by colour code. Database shared by all networked-Cloud users

We are at your service to set database with your drugs files, including standard dosages and alarms

### IN LINE WITH THE HIGHEST SAFETY STANDARDS



- Colour Coding as per A.S.T.M. International D4774-94 & DIVI Standard Colour Coding
- According to The Joint Commission International recommendations as per drugs identification labels
- Accredited by major companies for patient's safety in the hospital
- Uses LASA Tallman letter to avoid exchange of similar drugs

LOG IN password for each user. User ID on each label

### PREPARE YOUR THERAPIES AND ORGANIZE YOUR WORK



- Use pre-set drug Therapies' Lists for new patients.
- Resume and Save printouts strips for future therapies, with date and time stamp.
- Plan and share your work with colleagues in a few touches.
- Reduce idle time and share drugs delivery information when switching between staff shifts.

Pre-set drug Therapies' Lists to be used with new patients coming from other wards (ER, Ors, Transplants, Etc.)

### CUSTOMIZE YOUR WORK



Create new custom labels, based on pre-existing templates, following colour coding. Free label customization with ICONS to create any needed alert in your ward.



### 2D BARCODE READER



The system can read Barcodes to speed up data input in The LABELKIT XPRESS PRINT system such as Patient ID. Faster LOGIN for users with barcode on their badge.

Very easy to share data with other systems

### BARCODE COMPATIBLE WITH BBRAUN INFUSIONAL PUMPS



The system generates a special barcode on each label, readable by BBRAUN infusion pumps with their barcode readers. The pump will match patient and drug and will pre-set with the label data. User should only confirm the set data to start the infusion pump.

Safety and speed in managing infusion pumps

### SAFELY LABEL IN JUST A FEW STEPS



1

#### LOGIN

- Choose your ID or scan the barcode on your badge.
- Enter your password.



2

#### CHOOSE PATIENT

- Choose patient or search by Last Name, ID or Bed number.
- Create a new one by scanning data with the barcode reader.



3

#### CHOOSE THE THERAPY

- Choose from pre-set therapies or recall current one.



4

#### CHECK AND PRINT

- Therapy preview for final check just before printing.



#### PREPARE DRUGS

- Following the dilutions printed on the labels.

SAFE LABELLING of Syringes, Bags, Drips and more.



**DOPamine**  
250 mg >>> 500 ml  
conc.0,5 mg/ml

JAVIER DUVAL  
07/06/1964  
ID:307D  
21/09/17  
17:05  
beauprè jeannine

**Propofol**  
200 mg >>> 20 ml  
conc.10 mg/ml  
dos.3 mg/kg/h

JAVIER DUVAL  
07/06/1964  
ID:307D  
13/09/17  
10:52  
13/09/17  
22:52  
armando calabrese

## CLLOUD NETWORK SOLUTIONS



Access the Cloud from any Windows, Linux, Android, iOS, OSX device.



Smart and efficient workflow.



Prepare and share therapies. Print from any Labelkit Xpress Printer.



Optimize workstations with consequent cost reduction for the hospital.



Automatic backup for data safety. Patients database and therapies will be stored forever.



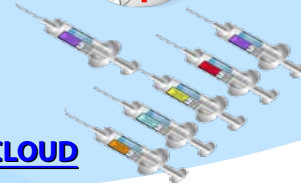
System maintenance and upgrades are remotely managed by our technicians.

## SAFETY NEEDS THE RIGHT INFRASTRUCTURE



### STAND ALONE WORKSTATION

Therapies' Labels preparation and printing




### UPGRADE THE STAND ALONE SYSTEM WITH CLOUD WORKSTATIONS

Share patients and therapies labels

Therapies' Labels preparation



Therapies' Labels preparation



Print Ward 3



Print Ward 1




Revise Ward 2



Revise Ward 3



Print Ward 2







Print Ward 3

Print Ward 3





## TECHNICAL FEATURES

<b>Panel PC All in one</b>		Intel® Celeron® Processor
<b>Screen</b>		15.6" Touch Screen for use with OR gloves LED 10 points touch screen, VESA mount
<b>Operating system</b>		Windows 10
<b>Communication</b>		Integrate of USB 3.0 and USB 2.0 ports, COM, HDMI-out and VGA-out.
<b>Printer</b>		ColorWorks C3500. Special printer for medical usage
<b>Printing Method</b>		Serial inkjet printer with automatic cutter
<b>Nozzle configuration</b>		360 nozzles for each colour
<b>Colours</b>		Black, cyan, yellow, magenta
<b>Ink Technology</b>		DURABrite™ Ultra
<b>Print speed</b>		Max 103 mm/sec at 360 x 360 dpi (printing width 56 mm)
<b>Print resolution</b>		Max 720 x 360 dpi
<b>Supported papers</b>		Rolls (external diameter 4"), Continuous form paper. Water and chemical substances resistant.
<b>Labelkit medium labels size</b>		14 mm x 50 mm
<b>Label Type</b>		Webbit Labelkit Xpress on roll labels
<b>Quantity</b>		2500 labels per roll
<b>Type of supported labels</b>		Proprietary Labelkit Xpress labels with black mark
<b>Interface</b>		USB 2.0 , interface Ethernet (100Base-TX / 10Base-T)
<b>Automatic cutter</b>		Yes, included
<b>Power supply</b>		External
<b>Voltage</b>		100 ~ 240 V, 50 ~ 60 Hz
<b>Consumption</b>		Printing: Appx. 30 W, standby: Appx. 3 W
<b>Mean Time Between Failure</b>		MTBF: 88.000 hours , MCBF: 9.800.000 prints
<b>Temperature/Humidity</b>		Printing: 10~35 °C ( 20~80 % RH), Storage: -20~60 °C ( 5~85 % RH)
<b>Printer size</b>		310 x 283 x 261 mm (LxPxH)
<b>System weight</b>		15 kg (12 kg Printer + 3 kg Tablet PC with stand)



Webbit S.r.l. - Via B. Gigli, 20  
20090 Trezzano sul Naviglio (MILAN)  
Tel. 02-4453087 Fax 02-4452847  
info@webbit.it www.webbit.it



Made in Italy

Distributed by: